




PEARL'S CROSS-SWORD PUZZLE

(PAGE 1 OF 2)



Example

SAWS NAPALM
 WREN REQUIEM
 INVEST PASSWORD




Pearl keeps her sword collection very organized. Can you fit the given set of swords into the grid? Sword placement must obey the following rules:

- Each sword has one cross-handle, which is already placed in the grid. The blade of the sword extends in one direction from the cross-handle. In all the other three directions, the handle extends by exactly one square.
- Each sword has a different word from the given list written along the entire length of the blade, one letter per square. For example, a blade that is 4 squares long will be labeled with a 4-letter word. The first letter is placed adjacent to the cross-handle and the rest of the letters follow in order, with the last letter placed at the sword's tip.
- Sword handles never intersect with any parts of other swords. Blade sections may intersect other blade sections if they contain the same letter. In this manner, every sword will intersect exactly two other swords.
- Black squares in the grid cannot contain any part of a sword.

Hint for starting: If there isn't enough room for any word to fit when starting at a certain side of a cross-handle, then that side must have a handle part instead. That handle part might block other potential blades, eliminating more possibilities.

ANSWER



PEARL'S CROSS-SWORD PUZZLE



(PAGE 2 OF 2)

Puzzle 2

Puzzle 1

AIDE	PREMIUM
RADIO	TWOSTEPS
WOMAN	DELIGHTFUL
GATEAU	RINGLEADER
ORLANDO	HYDROCHLORIC

IOTA	TRENDY
TWIG	DISRUPT
ZINC	EGGPLANT
NOSIER	MOSQUITO
PUNISH	STRENGTH
SIPHON	OCTOTHORPE



Clue: _____

Pearl's answer: _____